

The background of the slide features a stylized illustration of a bull and a bear. The bull is on the left, and the bear is on the right, both rendered in a semi-transparent, glowing style. Overlaid on this is a financial candlestick chart with red and green bars and two curved trend lines, one red and one blue, set against a dark background with a grid pattern.

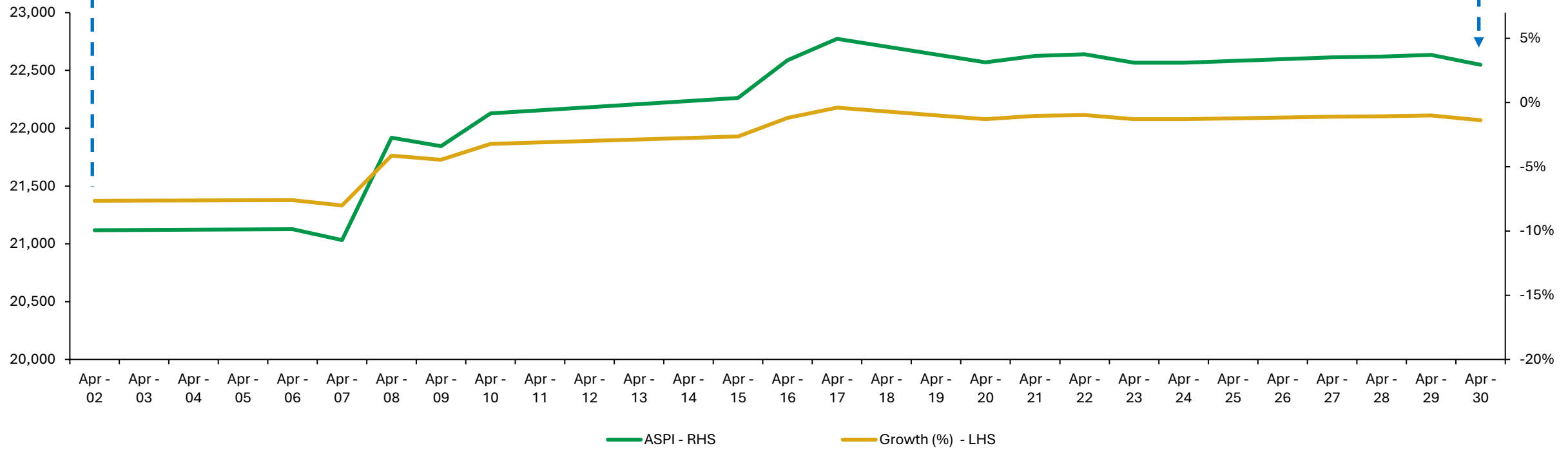
MONTHLY **EQUITY** REPORT

April 2026

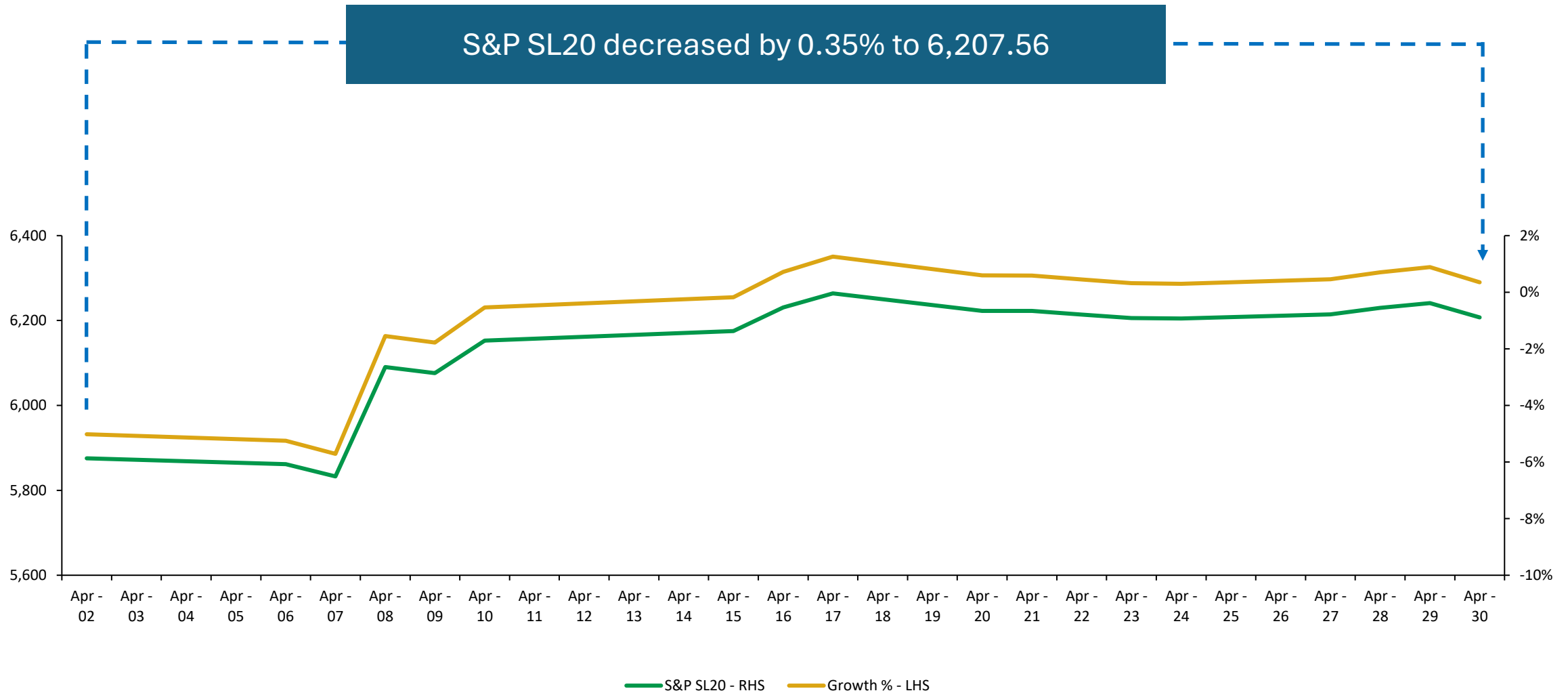
Senfin Research

Monthly ASPI Movement & YTD Return

ASPI decreased by 1.38% to 22,549.53



Monthly S&P SL20 Movement & YTD Return



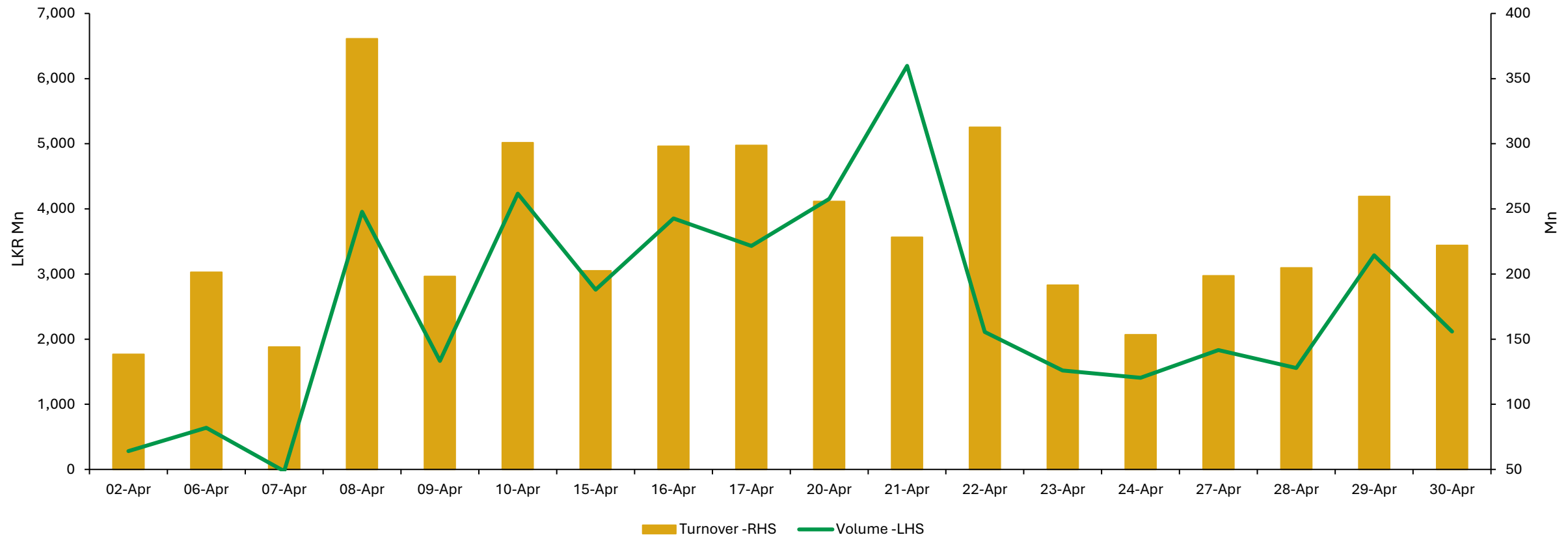
Relative Strength Index (RSI)



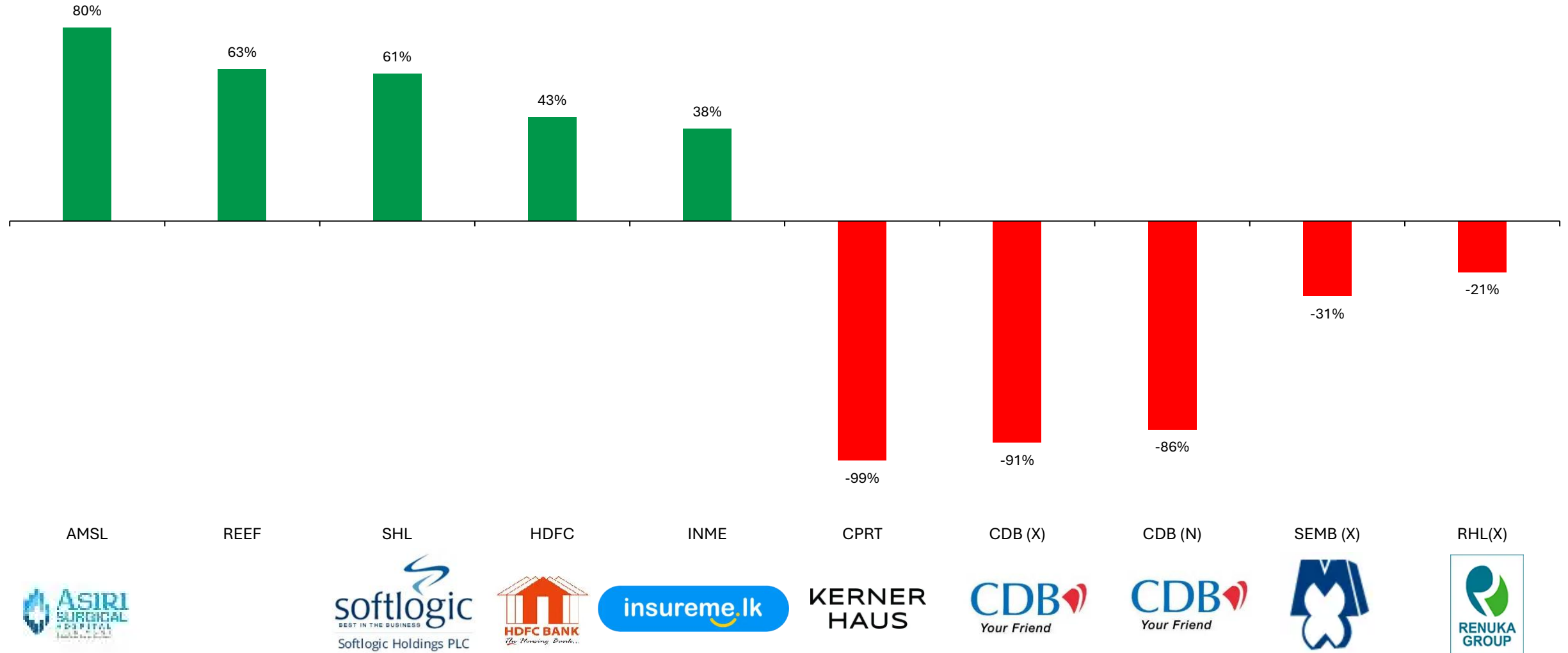
TradingView

Monthly Turnover Movement & Volume Movement

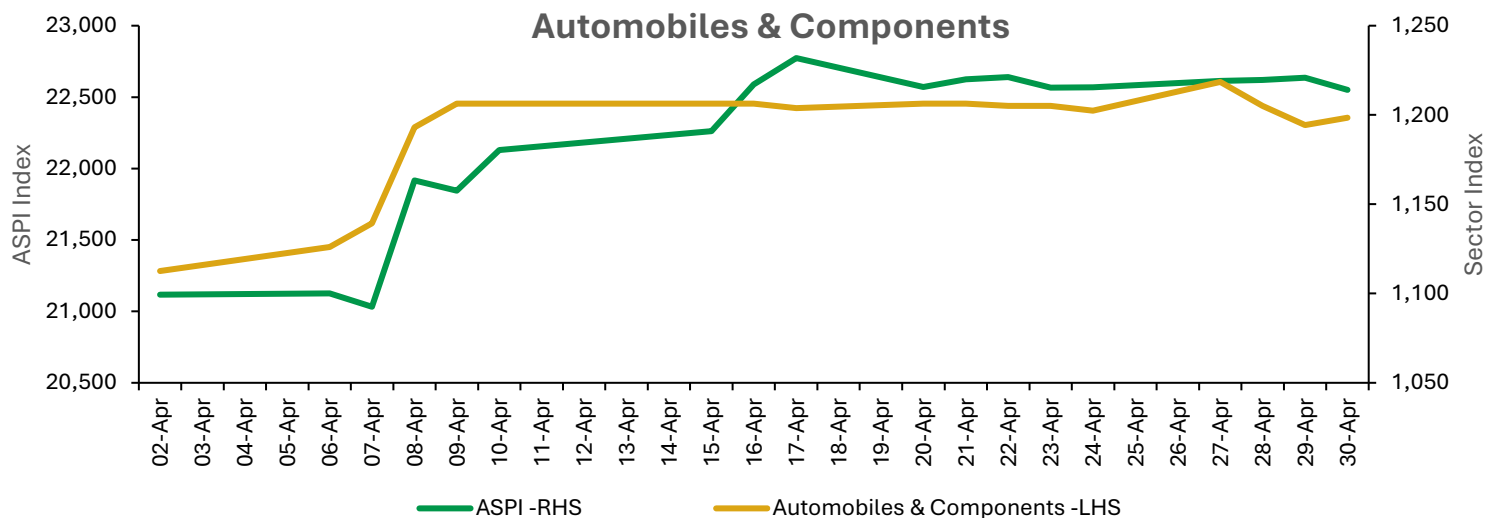
Total Monthly Turnover was LKR Bn 3.44



Monthly Top Gainers & Top Losers



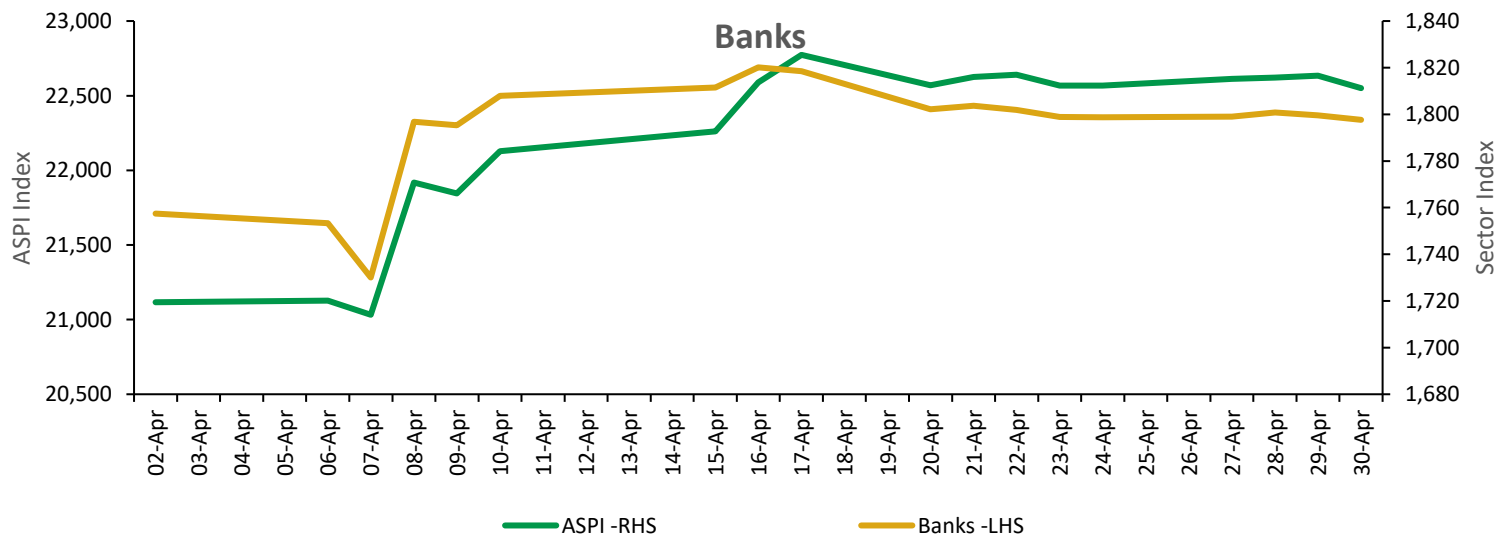
ASPI Vs Sector Index and Sector Gainers



Top Gainers	Price (LKR)	Chg (LKR)	MoM Chg (%)
-------------	-------------	-----------	-------------

TYRE	88.3	7.71	9.6%
------	------	------	------

Sector PER 14.08*



Top Gainers	Price (LKR)	Chg (LKR)	MoM Chg (%)
-------------	-------------	-----------	-------------

HDFC	67.4	20.21	42.8%
------	------	-------	-------

NTB (N)	314.75	25.51	8.8%
---------	--------	-------	------

SDB	57.1	4.41	8.4%
-----	------	------	------

UBC	13.9	1.01	7.8%
-----	------	------	------

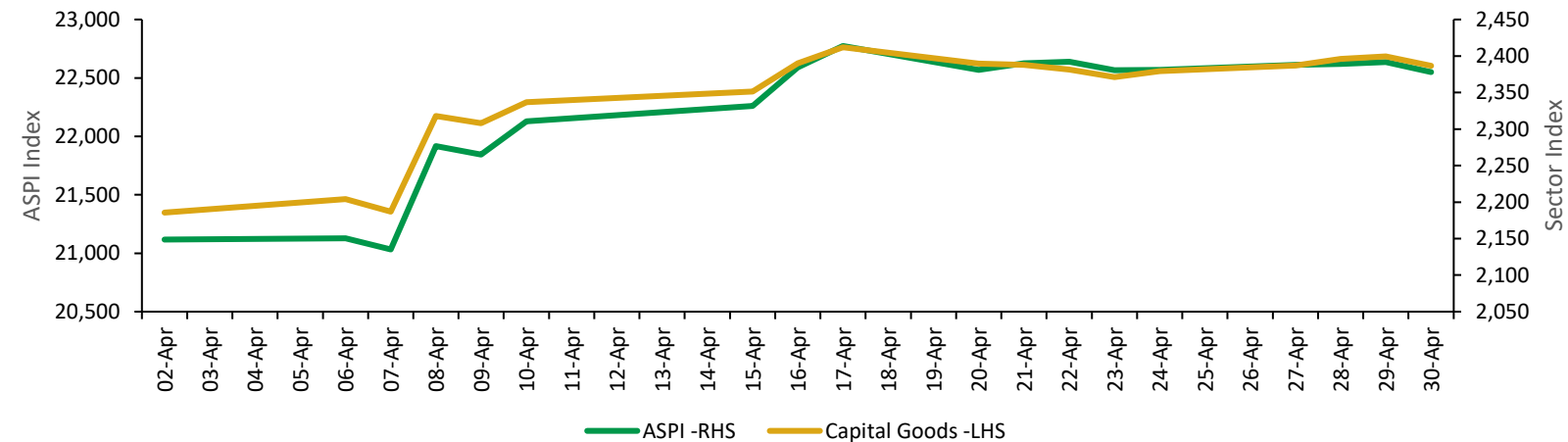
PABC	53.6	3.11	6.2%
------	------	------	------

Sector PER 5.45*

*valuation date: April 30, 2026

ASPI Vs Sector Index and Sector Gainers

Capital Goods

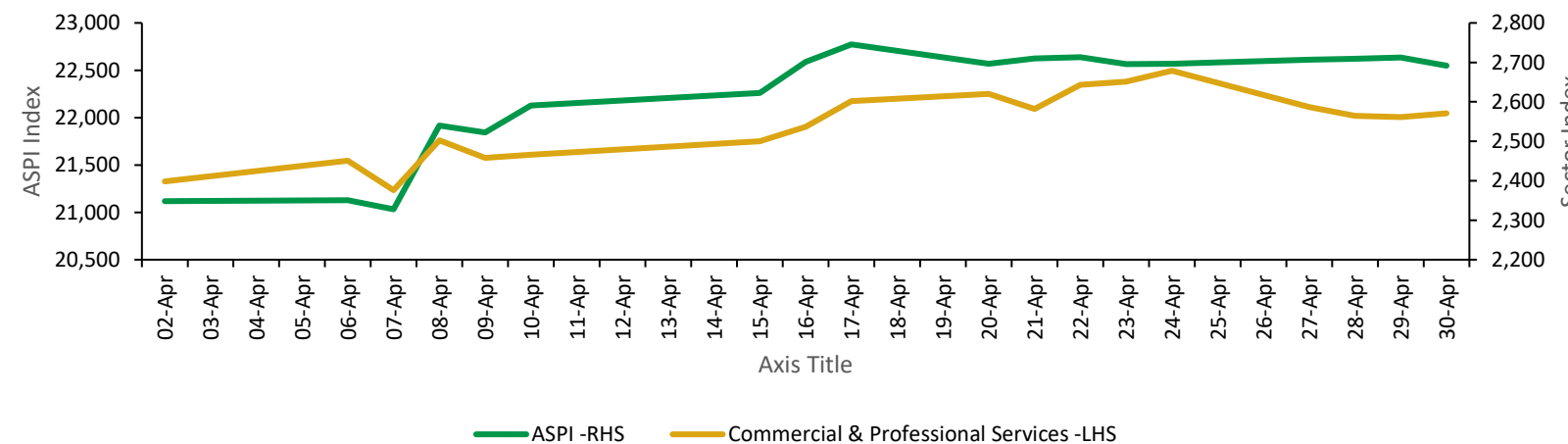


Top Gainers	Price (LKR)	Chg (LKR)	MoM Chg (%)
-------------	-------------	-----------	-------------

SHL	16.10	6.09	60.8%
RHL	53.00	12.99	32.5%
LUMX	10.40	1.91	22.5%
ASHO	3197.25	540.24	20.3%
ACL	100.00	14.99	17.6%

Sector PER 19.91*

Commercial & Professional Services



Top Gainers	Price (LKR)	Chg (LKR)	MoM Chg (%)
-------------	-------------	-----------	-------------

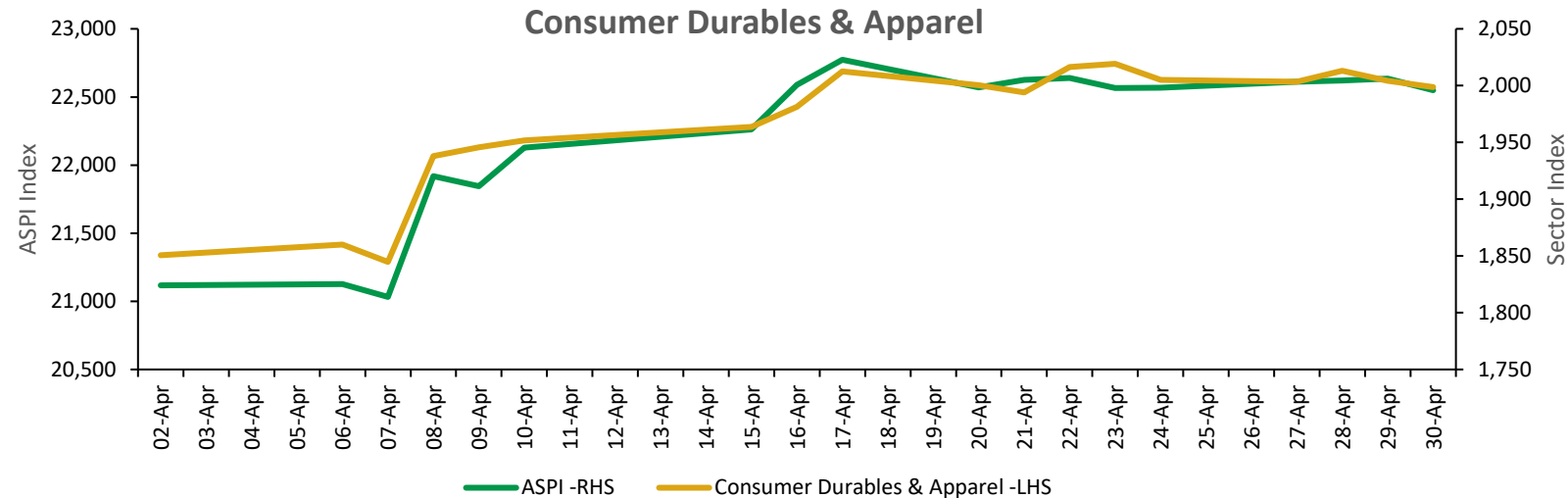
EXT	15.10	4.09	37.1%
PARA	577.00	74.5	14.8%
EML	10.50	1.21	13.0%
GEST	311.00	6.99	2.3%
CARE	49.00	0.99	2.1%

Sector PER N/A**

**Not Applicable

*valuation date: April 30, 2026

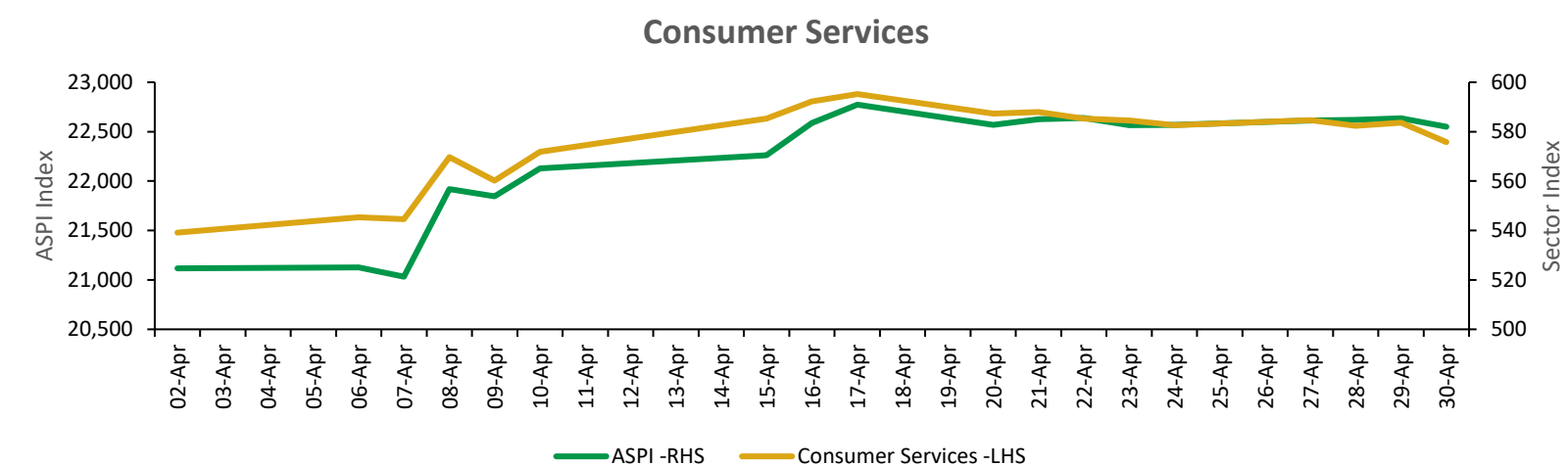
ASPI Vs Sector Index and Sector Gainers



Top Gainers

Stock	Price (LKR)	Chg (LKR)	MoM Chg (%)
TJL	31.30	3.29	11.7%
DPL	16.80	1.61	10.6%
TAP	35.90	3.41	10.5%
GREG	162.75	10.01	6.6%
HEXP	116.25	5.24	4.7%

Sector PER N/A**



Top Gainers

Stock	Price (LKR)	Chg (LKR)	MoM Chg (%)
REEF	6.00	2.31	62.6%
RCH	235.50	35.76	17.9%
STAF	47.00	7.11	17.8%
LHL	76.10	10.91	16.7%
RHTL	25.20	3.61	16.7%

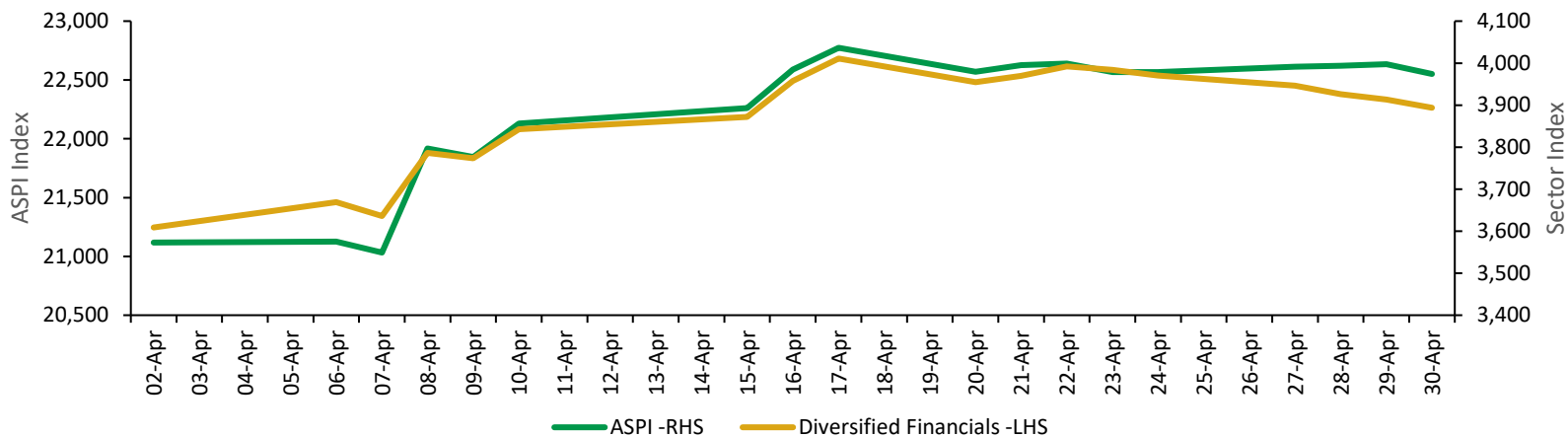
Sector PER 50.39*

**Not Applicable

*valuation date: April 30, 2026

ASPI Vs Sector Index and Sector Gainers

Diversified Financials

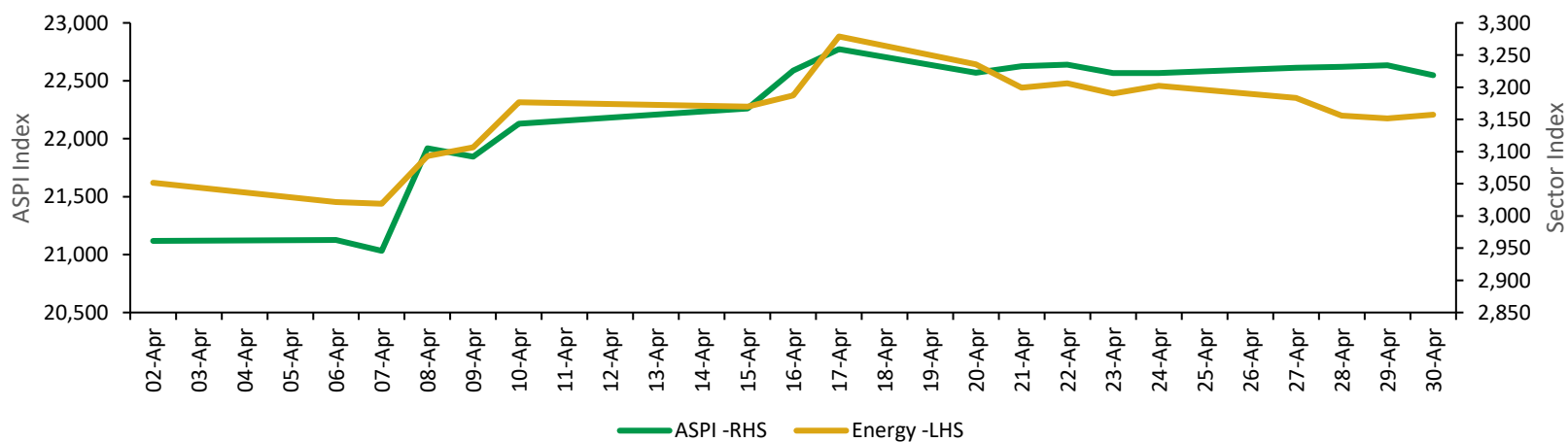


Top Gainers	Price (LKR)	Chg (LKR)	MoM Chg (%)
-------------	-------------	-----------	-------------

SEMB	0.80	0.51	175.9%
AFSL	105.50	20.49	24.1%
CRL	7.40	1.21	19.5%
MBSL	12.80	2.01	18.6%
PMB	13.20	1.91	16.9%

Sector PER 8.46*

Energy



Top Gainers	Price (LKR)	Chg (LKR)	MoM Chg (%)
-------------	-------------	-----------	-------------

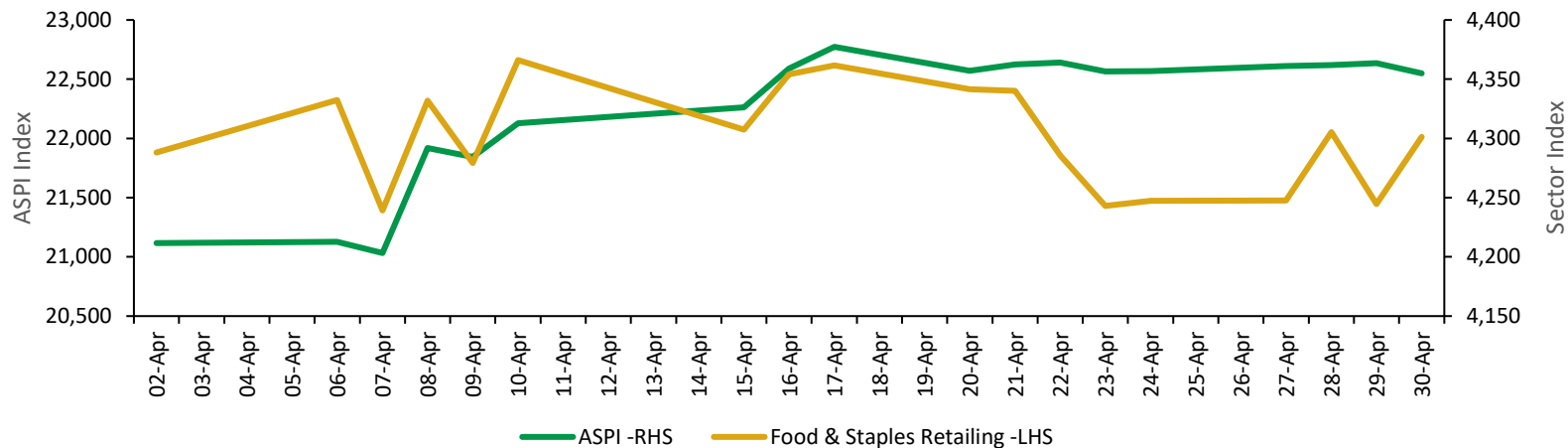
LGL (X)	45.90	6.11	15.4%
LGL (N)	60.80	6.91	12.8%
LIOC	142.75	2.74	2.0%

Sector PER 12.10*

*valuation date: April 30, 2026

ASPI Vs Sector Index and Sector Gainers

Food & Staples Retailing

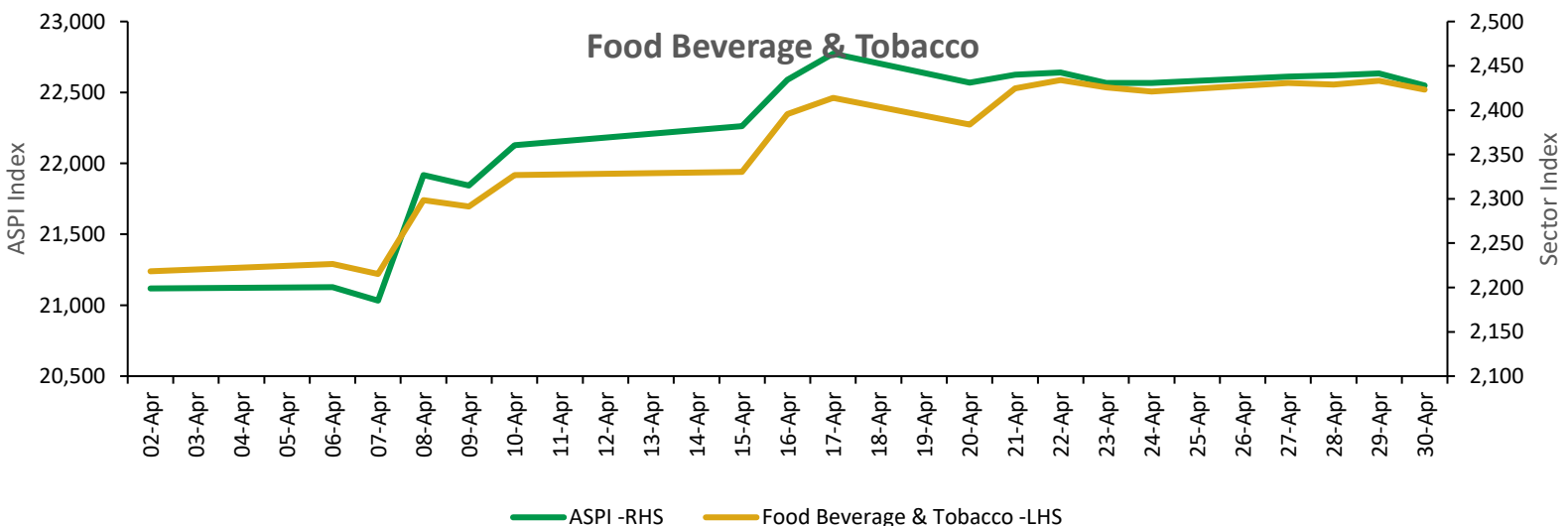


Top Gainers	Price (LKR)	Chg (LKR)	MoM Chg (%)
-------------	-------------	-----------	-------------

TESS (N)	2.10	0.31	17.3%
TESS (X)	1.50	0.11	7.9%
CTHR	598.00	17.99	3.1%
CARG	706.00	17.26	2.5%

Sector PER 17.80*

Food Beverage & Tobacco



Top Gainers	Price (LKR)	Chg (LKR)	MoM Chg (%)
-------------	-------------	-----------	-------------

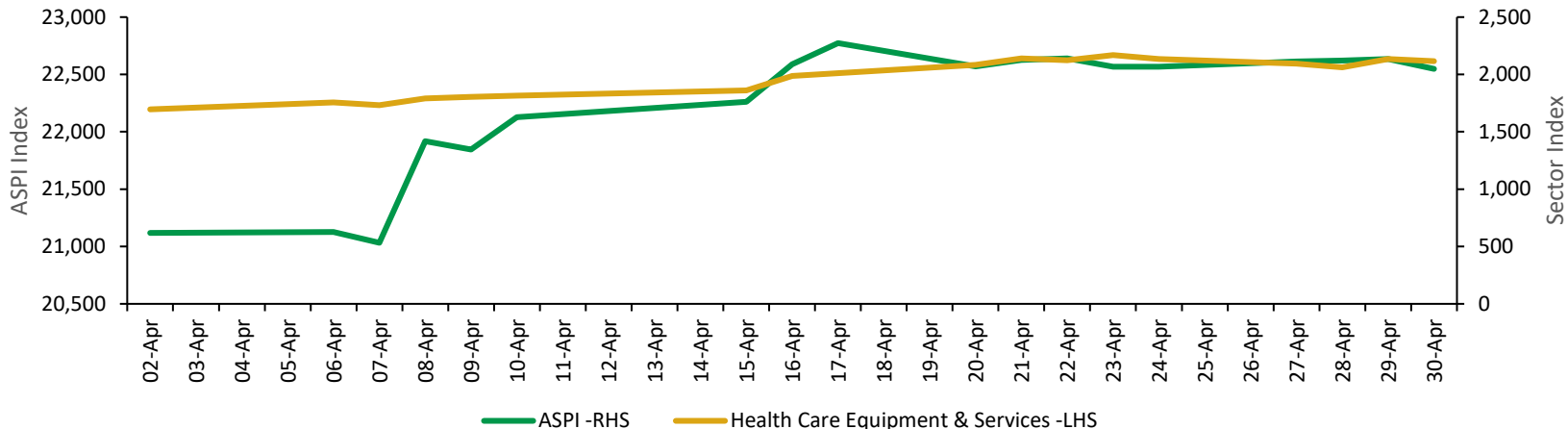
MFPE	17.40	4.51	35.0%
CARS	864.50	185.75	28.1%
KGAL	164.00	35.26	27.4%
KOTA	10.00	1.99	24.8%
BFL	87.7	16.69	23.5%

Sector PER 12.55*

*valuation date: April 30, 2026

ASPI Vs Sector Index and Sector Gainers

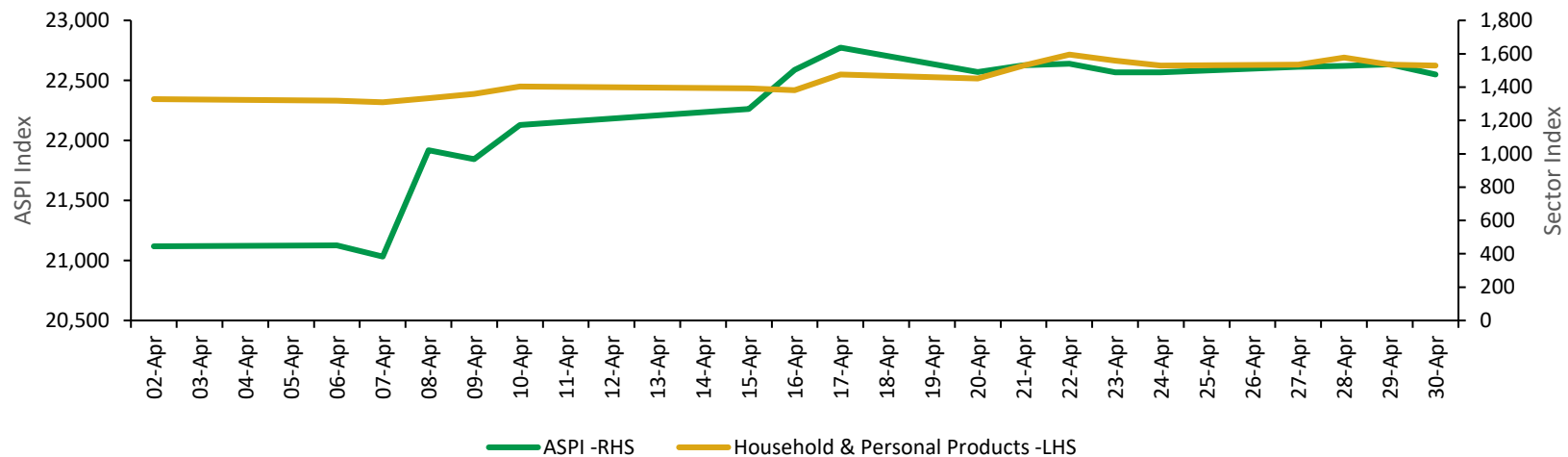
Health Care Equipment & Services



Top Gainers	Price (LKR)	Chg (LKR)	MoM Chg (%)
AMSL	25.90	11.50	79.9%
ASIRI	41.00	10.31	33.6%
NHL	13.80	3.21	30.3%
SINH	23.00	3.81	19.9%
ECL	16.20	1.81	12.6%

Sector PER 14.09*

Household & Personal Products



Top Gainers	Price (LKR)	Chg (LKR)	MoM Chg (%)
BPPL	21.00	4.41	26.6%

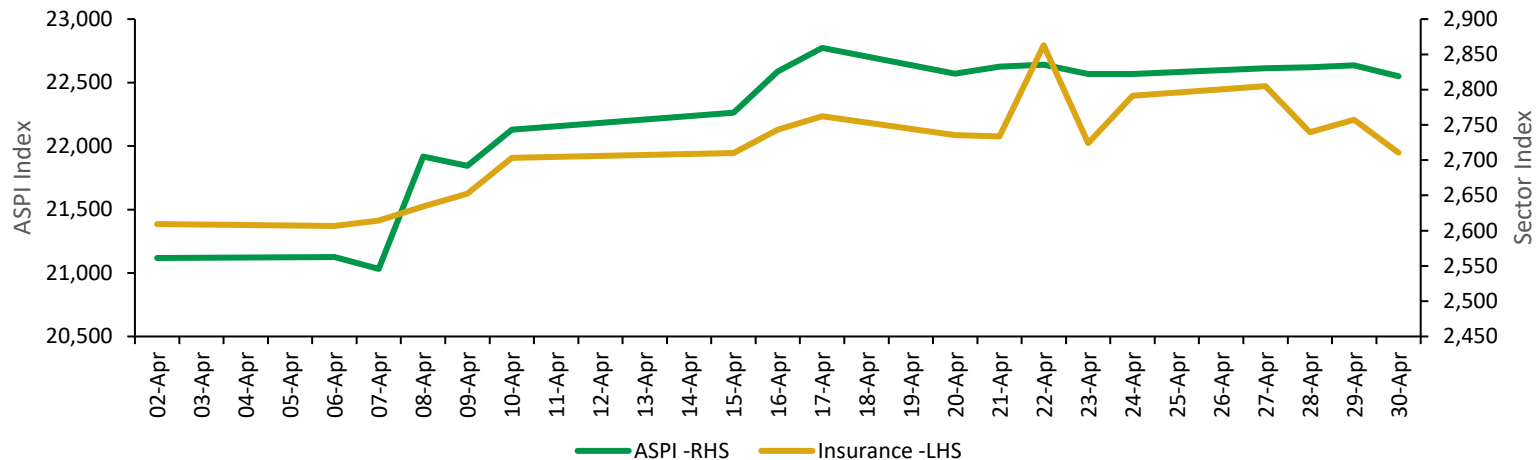
Sector PER N/A*

**Not Applicable

*valuation date: April 30, 2026

ASPI Vs Sector Index and Sector Gainers

Insurance

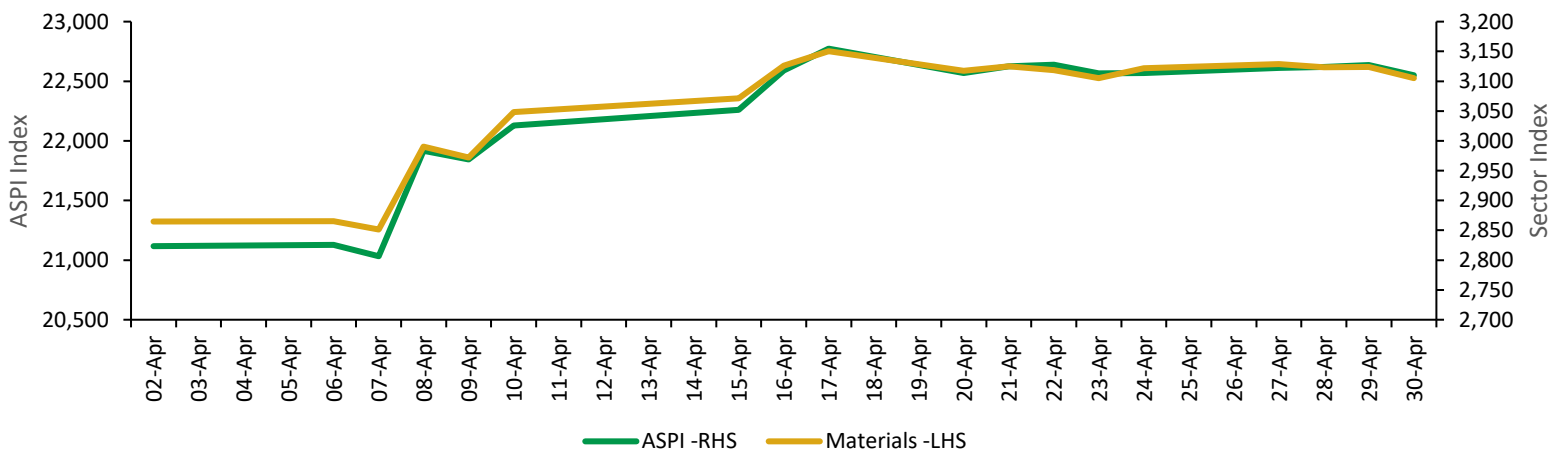


Top Gainers

Stock	Price (LKR)	Chg (LKR)	MoM Chg (%)
INME	1797.50	497.01	38.2%
HASU	143.75	23.51	19.6%
SCAP	16.00	2.10	15.1%
AAIC	92.9	11.51	14.1%
PINS	30.7	3.8	14.1%

Sector PER 8.69*

Materials



Top Gainers

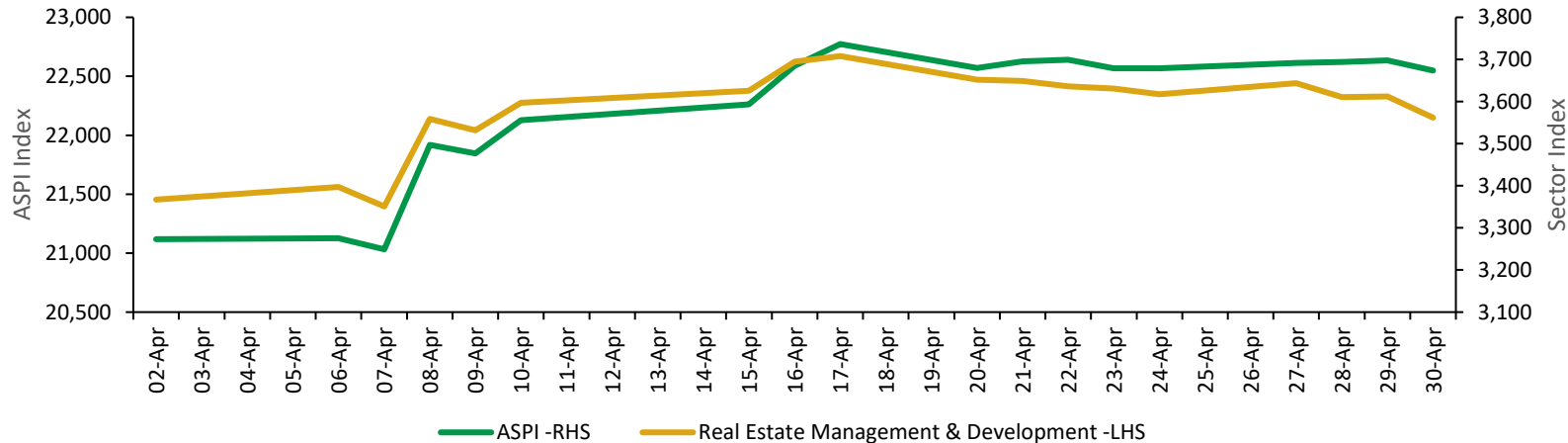
Stock	Price (LKR)	Chg (LKR)	MoM Chg (%)
ASPH	0.50	0.11	28.2%
AGST	12.10	2.21	22.3%
HAYC	133.50	24.01	21.9%
DIPD	58.00	8.61	17.4%
JFP	16.60	2.11	14.6%

Sector PER 12.68*

*valuation date: April 30, 2026

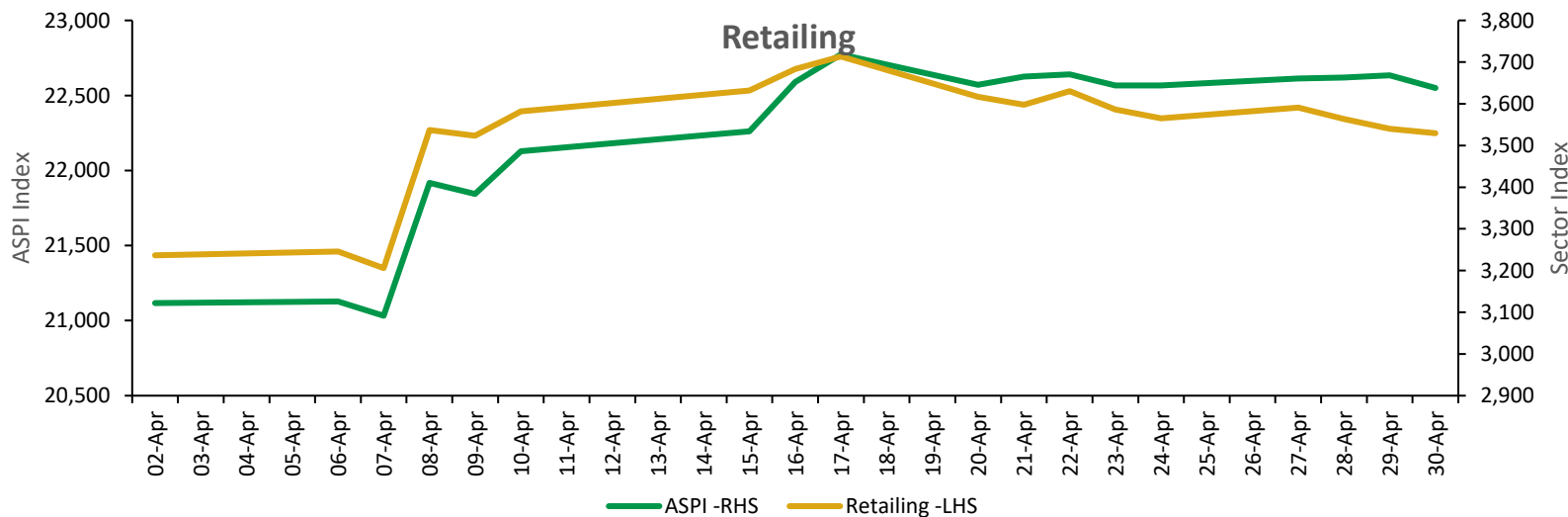
ASPI Vs Sector Index and Sector Gainers

Real Estate Management & Development



Top Gainers	Price (LKR)	Chg (LKR)	MoM Chg (%)
SLND	2023.25	395.76	24.3%
PHAR	161.00	30.51	23.4%
CLND	63.80	11.90	22.9%
MDL	26.20	3.71	16.5%
MHDL	10.30	1.41	15.9%

Sector PER 12.69*



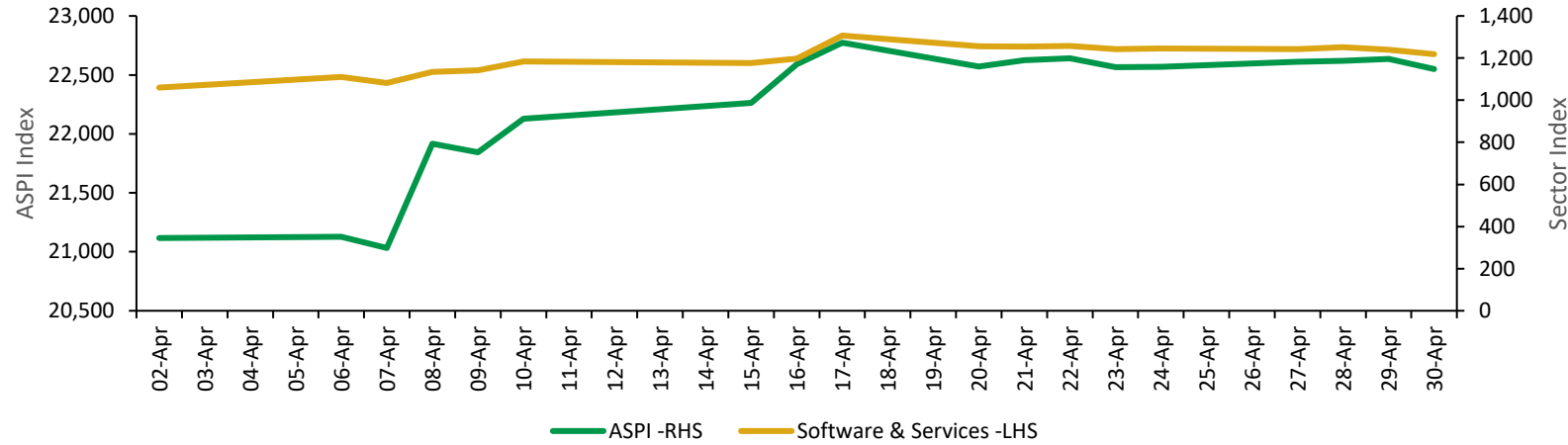
Top Gainers	Price (LKR)	Chg (LKR)	MoM Chg (%)
SINS	86.70	3.10	3.7%
JKL	84.70	0.70	0.8%

Sector PER 19.33*

*valuation date: April 30, 2026

ASPI Vs Sector Index and Sector Gainers

Software & Services

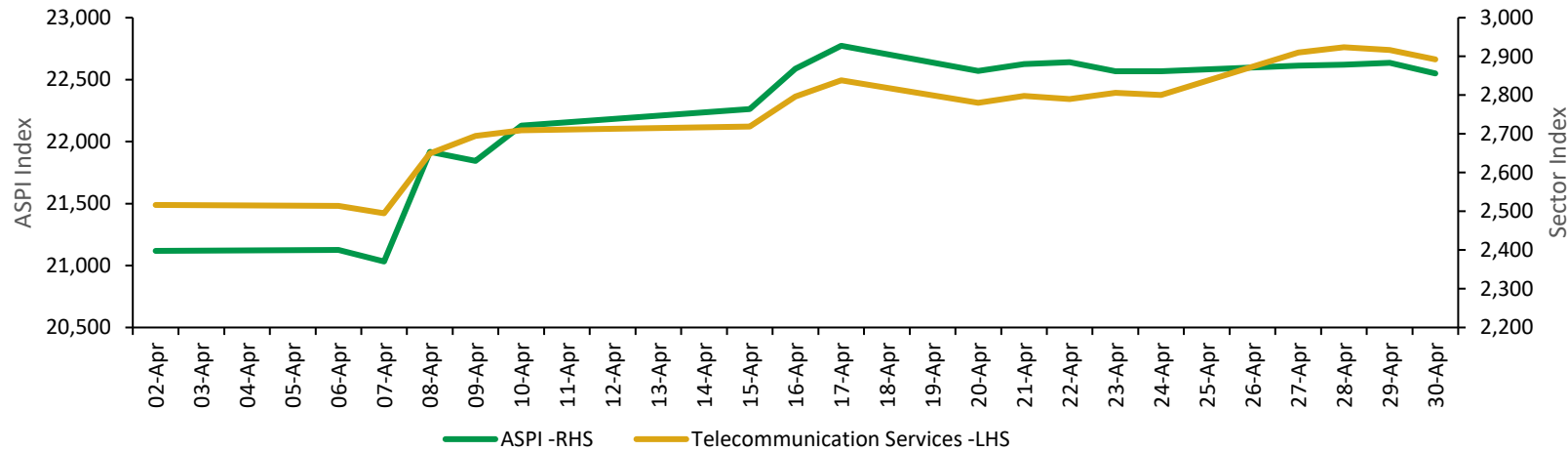


Top Gainers	Price (LKR)	Chg (LKR)	MoM Chg (%)
-------------	-------------	-----------	-------------

HBS	25.50	1.6	6.7%
-----	-------	-----	------

Sector PER N/A*

Telecommunication Services



Top Gainers	Price (LKR)	Chg (LKR)	MoM Chg (%)
-------------	-------------	-----------	-------------

DIAL	35.00	0.50	1.4%
------	-------	------	------

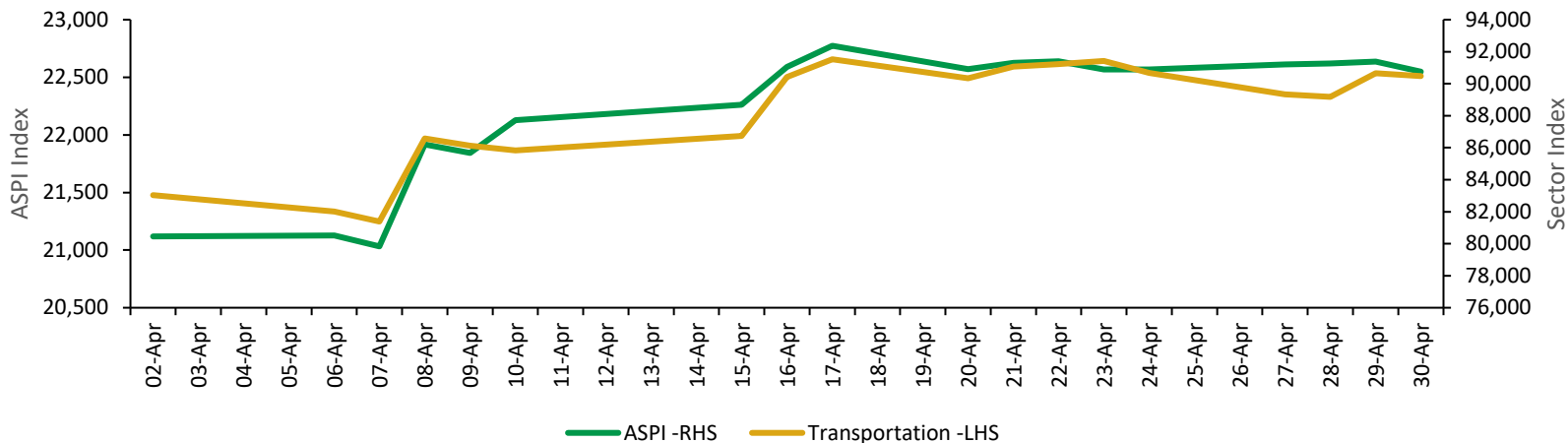
Sector PER 15.51*

**Not Applicable

*valuation date: April 30, 2026

ASPI Vs Sector Index and Sector Gainers

Transportation

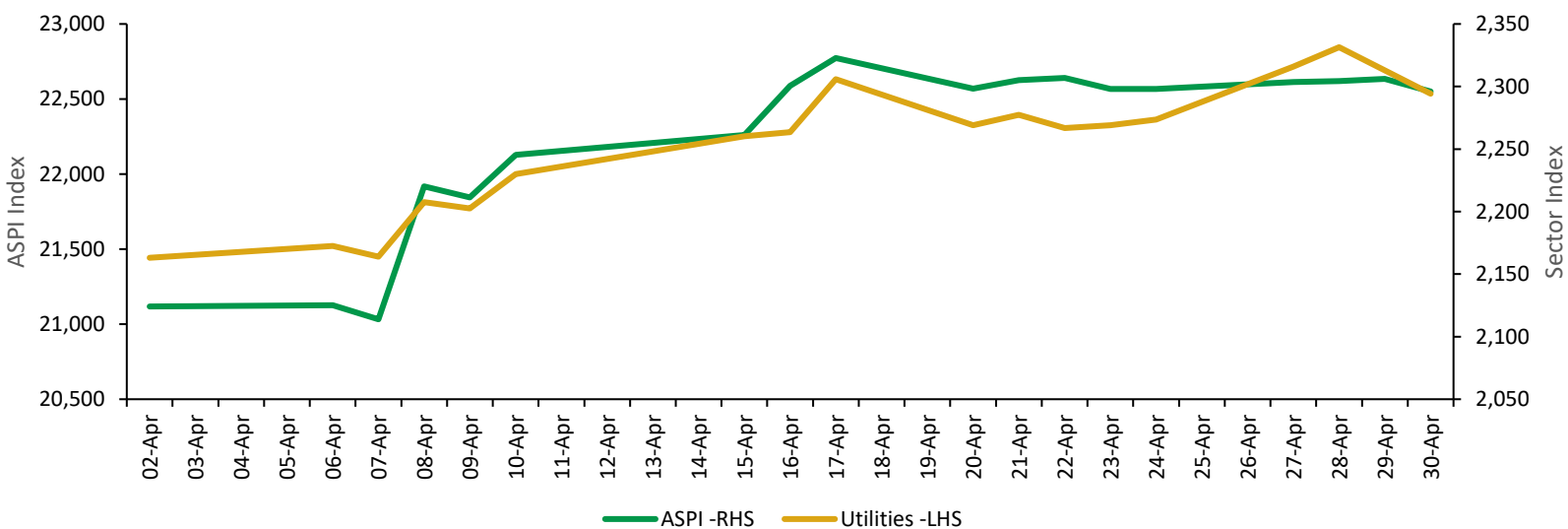


Top Gainers Price (LKR) Chg (LKR) MoM Chg (%)

Top Gainers	Price (LKR)	Chg (LKR)	MoM Chg (%)
-	-	-	-

Sector PER N/A*

Utilities



Top Gainers Price (LKR) Chg (LKR) MoM Chg (%)

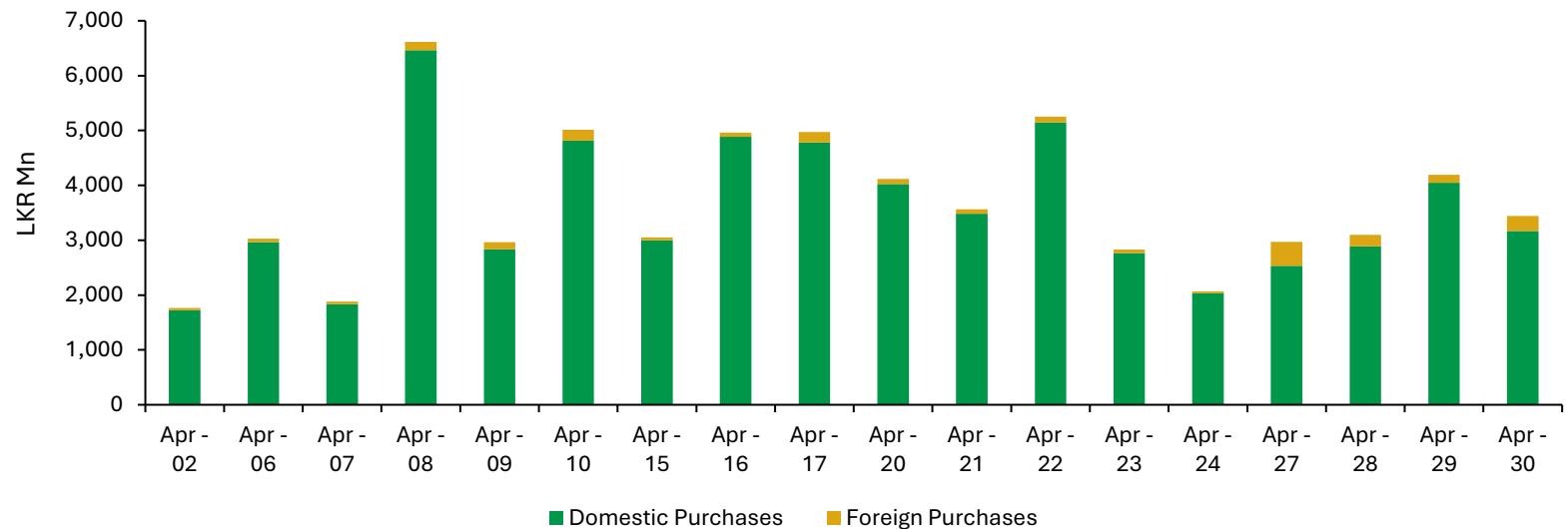
VLL (X)	19.50	1.7	9.6%
WIND	48.40	2.3	5.0%
VLL (N)	23.30	1.1	5.0%
VPEL	15.50	0.2	1.3%

Sector PER 23.68*

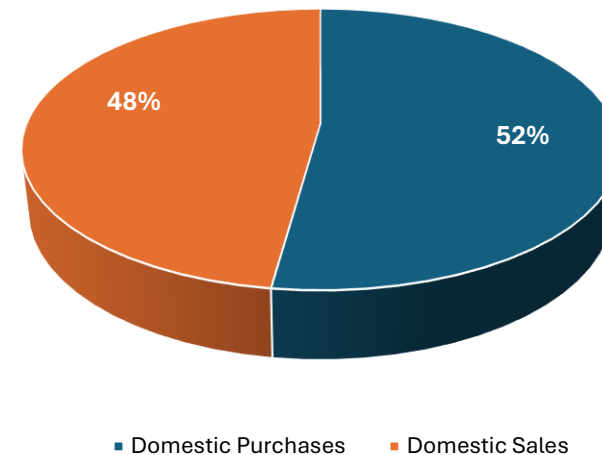
**Not Applicable

*valuation date: April 30, 2026

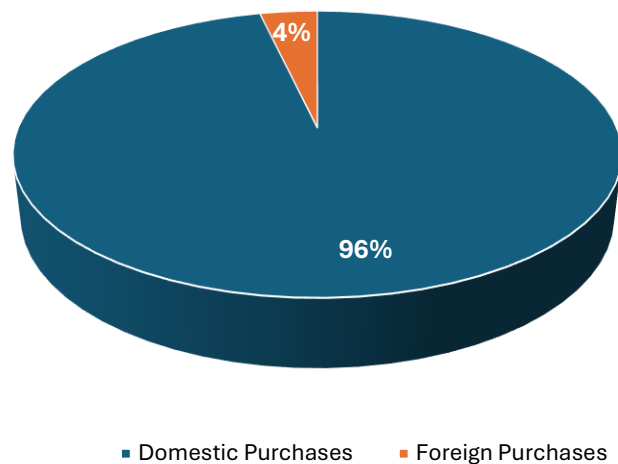
Monthly Turnover Summary



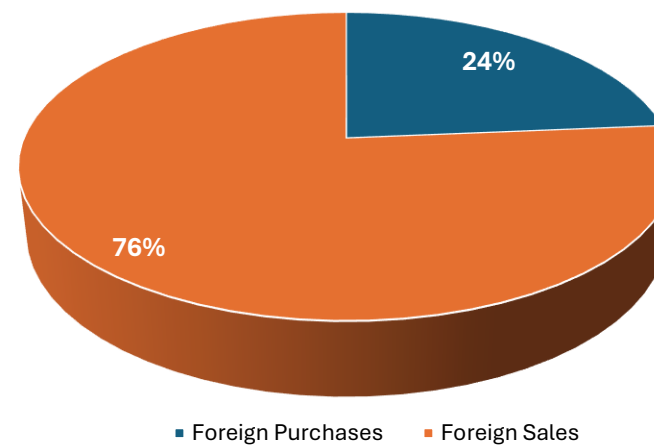
Domestic Activities Break-Down



Break-Down of Turnover



Foreign Activities Break-Down



Monthly Top 10 Crossings

Ticker	Quantity	Price	Turnover
AAIC	14,651,162	90.00	1,318,604,580
CTC	500,000	1,780.00	890,000,000
MELS	4,763,820	170.00	809,849,400
JKH	24,110,270	20.40	491,649,508
NDB	3,596,951	108.00	390,142,059
JKH	18,000,000	20.40	367,200,000
NDB	1,838,109	115.00	211,382,535
CCS	1,600,324	115.00	184,037,260
AEL	2,400,000	75.50	181,200,000
ELPL	960,000	180.00	172,800,000


Cash Dividend Announcements

Company	Dividend Per Share	Final/Interim	XD Date	Record Date	Date of Payment
COCR (N)	3.00	First	16-Apr	17-Apr	4-May
CTC(N)	17.54	Final	27-May	29-May	16-Jun
AFSL(N)	2.72	First	4-May	5-May	21-May


This is solely for SenFin Securities Limited (SSL) clients' information and is not construed as investment advice. It is also not intended as an offer or solicitation to purchase and sell any financial instruments. This document/report is prepared based on publicly available information, internally developed data, and other sources believed to be reliable. The information and opinions contained in this document/report are based upon information obtained from sources believed to be reliable and made in good faith. Such information has not been independently verified and no guarantee, representation, or warranty, express or implied is made as to their accuracy, completeness, or correctness. All such information and opinions are subject to change without notice. This document/report is for information purposes only, and the description of any company or its securities mentioned herein is not intended to be complete. This document/report is not, and should not be construed as, an offer, or solicitation of an offer, to buy or sell any securities or other financial instruments, and Senfin Securities Limited or its employees or associates cannot be held responsible for any losses or gains. The recipient of this report must make their own independent decision regarding any securities, investments, or financial instruments mentioned herein. SenFin Securities Limited (SSL) its directors, officers, consultants, employees, and associates, will not be responsible, for any claims of damages, compensation, suits, damages, loss, costs, charges, expenses, outgoing or payments including attorney's fees which recipients of the reports suffers or incurs directly or indirectly arising out of actions taken as a result of this report. The contents herein should not be construed as investment, legal, or tax advice. Investors should seek independent professional advice to ascertain (a) the possible tax consequences, (b) the legal requirements, and © any foreign exchange restrictions or exchange control requirements that may be encountered under the laws of the countries of citizenship, residence, or domicile. Past performance does not guarantee future returns, there can be no assurance that investments will achieve any targeted price levels or rate of return. None of the material, nor its content, nor any copy of it, may be altered in any way, transmitted to, copied, or distributed to any other party, without the prior express written permission of SSL.

Investment involves risk and securities, financial instruments and investment strategies mentioned may not be suitable for all investors. Please ensure that you fully understand the risks involved. As a general rule, you should only trade in financial products that you are familiar with and understand their risk. You should carefully consider your investment experience, financial situation, investment objective, and risk tolerance level and consult your independent financial adviser as to the suitability of your situation before making any investments.


Research Team




Bhashini Hewawitharana
+94 112 359 162 / +94 72 186 4893
bhashini.hewawitharana@senfinsecurities.com




Vindya Gunathilake
+94 74 064 6457
rashmi@senfinsecurities.com



Mayakrishnan Jagatheeswar
+94 112 359 104 / +94 72 949 9419
jagatheeswar@senfinsecurities.com



Thathsarani Bandara
+94 76 612 7910
thathsarani@senfinsecurities.com




Dulani Jayarathna
+94 112 359 103 / +94 72 949 9422
dulani@senfinsecurities.com



Harshima Herath
+94 71 188 2162
harshima@senfinsecurities.com



Himaya Wanigasuriya
+94 112 359 142 / +94 72 949 9421
himaya@senfinsecurities.com



Jayani Karunathilaka
+94 112 359 117 / +94 78 999 9404
jayani@senfinsecurities.com


Sales Team




Mohammed Riyas
Director Sales & Business Development
+94 112 359 102 / +94 729 499 333 / +94 777 325 270
mohammed.riyas@senfinsecurities.com



Chanaka Lakmal
Vice President – Equities
+94 112 359 115/ +94 729 499 449
chanaka@senfinsecurities.com



Eranga Z. Siriwardhana
Assistant Vice President - Equities
+94 729 499 480
eranga.siriwardhana@senfinsecurities.com




Tharindu Priyankara
Associate Vice President – Equities
+94 112 359 123/ +94 729 499 366
tharindu.priyankara@senfinsecurities.com




Janak Kulananda
Associate Vice President – Equities
+94 714909656
Janak@senfinsecurities.com




Bandula Lansakara
Manager - Equities
+94 704 724 932
bandula.lansakara@senfinsecurities.com




Maniesh Rodrigo
Senior Vice President – Equities
+94 112 359 173/ +94 729 499 325
maniesh@senfinsecurities.com



Madawalage Damayanthi
Assistant Vice President – Equities
+94 112 269 519/ +94 729 499 114
damayanthi.madawalage@senfinsecurities.com




Bishen Mendis
Associate Vice President- Equities
+94 112 359 121/ +94 729 499 477
bishen.mendis@senfinsecurities.com



Sudam Hasantha
Associate Vice President - Equities
+94 112 359 171/ +94 729 499 222
sudam@senfinsecurities.com



Ajith Kumarasinghe
Associate Vice President - Equities
+94 773252333
ajith@senfinsecurities.com



Mohammedu Illiyas Zahir sha
Investment Advisor
+94729374678/+94729499433
zahir.shah@senfinsecurities.com

Social Media




<https://tinyurl.com/cvwnf4x>




<https://tinyurl.com/4r9nej6s>




<https://tinyurl.com/4rrfuh6n>




<https://tinyurl.com/yc2mu9cf>




<https://tinyurl.com/38smb5f>




<https://rb.gy/sn4rmt>